



Key Features

- Designed and manufactured in an ISO9001-certified facility in Statesville, North Carolina, USA.
- Heavy duty mobile generator system designed for prime power operation in rental, construction and special events applications.

Voltage Configuration	Frequency (Hz)	Power Factor	Prime Power Rating		
			kVA	kW	Current (A)
600/346V - 3Ø WYE	60	0.8	N/A	N/A	N/A
480/277V - 3Ø WYE	60	0.8	25	20	30
240/139V - 3Ø WYE	60	0.8	25	20	60
208/120V - 3Ø WYE	60	0.8	22	17	61
240/120V - 1Ø ZIG ZAG	60	1.0	17	17	69
400/230V - 3Ø WYE	50	0.8	20	16	29

* Note: Not all listed voltages are available on standard product. Some voltages may require selection of optional features.

Skidbase and Enclosure

- Package foundation is a heavy duty, oilfield-ready skidbase equipped with four-point tie downs.
- The skidbase is a fully bonded, Environmental Containment design, sized to contain at least 110% of total oil and fuel volume, to prevent any leakage of hazardous fluids from the package.
- Ducted air intakes ensure near-zero water ingress into the containment area, even during operation in the heaviest rain conditions.
- The enclosure is constructed from corrosion-resistant galvanized steel and coated with a 13 stage powder paint process for long life even in harsh environments.
- The enclosure panels are fitted with sound-absorbing acoustical material to help reduce noise for quiet operation in noise sensitive applications such as concerts, events and nighttime construction.
- Wide opening access doors are side hinged, providing easy access to service and maintenance points and are equipped with recessed, pad-lockable handles and safety latches to hold doors open during servicing.
- Package is equipped with a center-point lifting eye for safe, well-balanced hoisting, designed with a 5 x safety factor for the weight of a fully fueled unit with running gear.

Diesel Engine

- Heavy-duty Doosan diesel engine is emissions certified to EPA Tier 4-final standards and provides the optimum mix of performance and fuel economy.
- Engine meets California emissions regulations without the need to register the unit under the Portable Equipment Registration Program (PERP).
- The Diesel Oxidation Catalyst (DOC) aftertreatment system meet the stringent NOx and particulate limits without the use of a Diesel Particulate Filter (DPF).
- Dual frequency capability allows operation at 50 hertz or 60 hertz with the flip of a switch.
- Electronically controlled engine provides isochronous frequency control and advanced diagnostic monitoring and protection.
- The engine generator assembly is mounted on fail-safe vibration isolators.
- Coolant and oil drains are piped to bulkhead fittings mounted on the enclosure and all filters and maintenance points are easily accessed for safe and easy servicing.
- Engines are globally supported by Doosan Portable Power.

CoolBox Cooling System

- Doosan's CoolBox cooling system brings cool air into the enclosure through ducted inlet panels to ensure low noise levels.
- Cooling air flows through the package by an engine-driven pusher fan which moves airflow from the inlet panels, across the powertrain and through the heat exchangers before being exhausted through the roof outlets in the discharge plenum.
- The CoolBox solution balances performance in high-ambient conditions, low noise levels and minimum water ingress with a cost effective package design.
- Doosan generators provide performance at the full prime power rating at ambient temperatures up to 104°F (40°C) without derating.

Alternator

- Marelli Motori alternators feature brushless excitation providing industry leading motor starting kVA and 300% overload capability.
- Mark V automatic voltage regulator provides precision control of voltage level and fast response to load changes.
- Class H insulation with upgraded environmental coating for ultimate resistance to high temperature and humidity.
- Three position Voltage Selector Switch (VSS) to easily configure the units for operation at most common voltages.

Control System

- An array of operator-preferred analog gauges provide at-a-glance monitoring of generator parameters.
- Solid state engine control module provides convenient, microprocessor-controlled startup at the push of a button and protects the generator system from an array of faults while providing the operator with indication of any faults on the LED display.
- Standard Run / Idle selector switch allows operators to start and warm up the generator at low engine speed to prevent excess engine wear when operating in cold climates.
- Engine Diagnostic Trouble Codes (DTCs) are displayed on the LCD screen, providing operators and technicians with a numeric and text explanation of the fault code, minimizing the need for expensive hand-held code scanners.
- Standard remote Auto Start / Stop capability via two wire, closed contact logic, allows for connection to automatic transfer

switchgear and other remote starting devices.

- Industry-leading Voltage Selector Switch (VSS) protection feature prevents switching the VSS while generator is operating.

Power Connections

- All controls and connection points are grouped at the rear of the unit for safety and operator convenience.
- Power cables are connected at an oversized five lug (L1 L2 L3 N PE) terminal board capable of accepting bare end cable or terminated cables.
- Convenience receptacle panel includes individual branch circuit breakers.
- Optional camlock panel includes a panel mounted set of 400A female connectors to further expand connection capabilities.

Fuel System

- Single fuel tank sized for 24 hour runtime at full load is mounted within the skid base, providing double wall protection.
- Fuel tank mounted low in frame and centered to ensure balanced lifting and low center of gravity.
- The fuel filler is located within the containment basin, minimizing possible spillage.
- Standard primary fuel / water separator and fine micron secondary fuel filter keep contaminants out of the system and increase reliability.
- The containment system features a three-inch drain plug for easy cleaning, and the fuel tank is equipped with a drain plug mounted behind the containment plug for easy cleaning.
- Leak-proof fuel vents eliminate the potential for fuel purge during out-of-level conditions during transport and load / unload.
- Low fuel shutdown ensures the engine will not lose prime if it runs out of fuel.

Running Gear

- Integrated running gear system mounts directly to generator skidbase providing an industry-best low center of gravity for safe, stable towing, on-road or off-road.
- Single axle torsion suspension with E-Z-Lube hub assemblies and electric brakes or optional hydraulic surge brakes.
- All models feature high quality, grommet-mount lighting and meet Federal Motor Vehicle Safety Standards for lighting and conspicuity.
- Trailer-to-vehicle connector is a 7-pole "RV"-style plug with a high quality, jacketed wiring harness.
- All units are equipped with a 3-inch pintle eye or optional 2-inch or 2-5/16" ball hitch, heavy duty safety chains and a high quality, heavy-duty jack stand.


Options

- Doosan models can be equipped with a broad array of optional equipment to meet the need of specific applications. Common selections include:
 - Engine block heater
 - Three-way fuel valve for connection to a remote fuel tank
 - Battery charger
 - Keyed door locks
 - Running gear options including rear stabilizer jacks, drawbar-mounted tool box and spare tire

Warranty

- All models are covered by a comprehensive limited warranty:
 - Package: 1 year / 2000 hours
 - Doosan Engine: 3 years / 3000 hours
 - Marelli Alternator: 2 years / 4000 hours

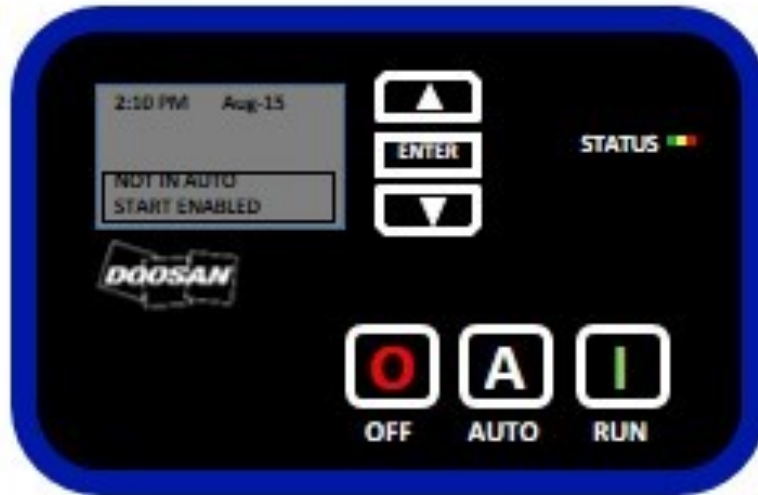
Operator Panel



Operator Panel Features

1. Tachometer: LCD Display
2. Oil Pressure: LCD Display
3. Coolant Temperature: LCD Display
4. Fuel Level: LCD Display
5. Control Power On / Off Switch
6. Alarm Silence Button (optional)
7. Voltage Adjustment Control
8. Run / Idle Control Switch
9. TG410 Controller
10. Frequency-meter: 45-65 Hz scale
11. AC Ammeter: Dual scale: 0-50 A @ 480V / 0-100A @ 208V
12. AC Voltmeter: 0-600 V scale

TG410 Automatic Start Stop Controller



TG410 Genset Controller Features

Functionality

- Automatic shutdowns and warnings
- Manual and remote AutoStart
- Engine speed adjustment
- Aftertreatment conditioning controls and status icons
Auto / Force / Inhibit
- SAE J1939 electronic engine communication
- Engine Fault Code Annunciation
SPN / FMI / OC
- 150 Event Fault Log
- Isolated RS 485 Modbus communication capable
- NFPA 110 Level 1 capable
- Maintenance counter
- AutoStart on low battery capable
- Exerciser clock
- Automatic, inverse time delay overcurrent protection

Form Factor

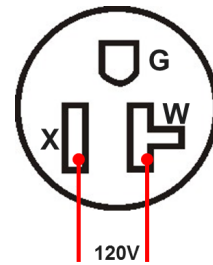
- 6-Button control
- 6-Line LCD Display with user adjustable contrast and temperature compensation from -4°F (-20°C) to 158°F (70°C)
- 1 Multicolor (Red/Yellow/Green) Status LED
- Front Gasket Seal for water ingress prevention to IP65 protection
- Conformal coated circuit board for protection against moisture and contaminants
- Rugged polycarbonate enclosure designed to survive extreme applications and abuse
- Controller functions in ambient conditions ranging from -40°F/C to 158°F (70°C)
- Meets or exceeds SAE J1113-11 with respect to electrical transients
- Meets or exceeds SAE J1455 with respect to vibration, thermal shock and cycling
- Meets or exceeds MIL-STD-461E with respect to electromagnetic compatibility
- Maximum 600V AC, true RMS sensing, +/- 1% full scale accuracy
- Current sensing, +/- 2% full scale accuracy

MANUAL RUN . . . Genset Current A: 100 A B: 100 A C: 100 A	MANUAL RUN . . . Genset Voltage A-B: 480.0V B-C: 480.0V C-A: 480.0V
MANUAL RUN . . . Oil Pressure 75.0 PSI Fuel Level 95.3%	MANUAL RUN . . . Engine Temp 180.5 F DEF Fluid Level 90.5%
MANUAL RUN . . . Engine Speed 1800.0RPM Hold AUTO+ ▼ / ▲ To Adjust RPM	MANUAL RUN . . . Regen Status Auto Hold ENTER for 3s to change
MANUAL RUN . . . Battery Voltage 13.6 V AC Frequency 60.0 Hz	MANUAL RUN . . . Running Time 8.3 Hours Engine Hours 250.7 Hours

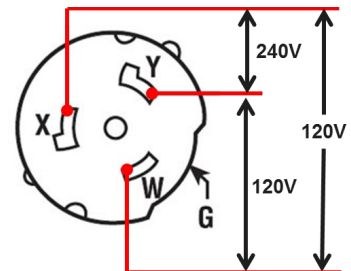
Engine Data			
Engine Manufacturer	Doosan		
Model Number	D18		
Prime Output @ 1800 RPM	33.5 bhp	25 kWm	
Standby Output @ 1800 RPM	40.1 bhp	30 kWm	
Prime Output @ 1500 RPM	30.8 bhp	23 kWm	
Standby Output @ 1500 RPM	34.8 bhp	26 kWm	
Engine Type	Four Cycle, Inline		
Engine Control	ECU		
Emissions Certification	EPA Tier 4 Final		
Number of Cylinders	3		
Aspiration	Turbocharged / Intercooled / cEGR		
Aftertreatment Technology	Diesel Oxidation Catalyst (DOC)		
Bore × Stroke	3.54 × 3.7 in	90 x 94 mm	
Displacement	109.5 in ³	1.794 L	
Compression Ratio	17.0:1		
Governor Type	Isochronous		
Speed Regulation Accuracy	+ / - 0.25% Steady State		
Single Step Load Acceptance	100%		
Cooling System	50% Glycol / 50% Water		
Charging Alternator Output	90A		
DC System Voltage	12 V		
Battery Size / Output	Group 31 / 700CCA		
Fluid Capacities		Gal	L
Engine Crankcase Lubricant Capacity		1.6	6.3
Cooling System Capacity		2.7	10.2
Usable Fuel Cell Capacity		46.7	177
Usable DEF Tank Capacity		N/A	N/A
60Hz Fuel Consumption	Gal / h	L / h	Runtime
@ 25% Load	0.66	2.5	70.8
@ 50% Load	1.0	3.8	46.7
@ 75% Load	1.4	5.3	33.4
@ 100% Load	1.8	6.8	25.9
DEF Runtime		N/A	
Reference Conditions			
Rated Ambient Temperature		-20°F—104°F	-29°C—40°C
Minimum Starting Temperature (Standard)		0°F	-18°C
Minimum Starting Temperature (w/ Cold Start Opt)		-20°F	-29°C
Maximum Altitude			

Alternator Data		
Alternator Manufacturer	Marelli Motori	
Alternator Model	MJB 160 SB4	
Alternator Type	Four Pole Revolving Field	
Number of Leads	12	
Insulation Class	H	
Winding Pitch	2/3	
Voltage Connection Method	Three Position Voltage Selector Switch	
Excitation Method	Brushless w/ Auxiliary Windings	
Voltage Regulator Model	Mark V Analog	
Voltage Regulation Accuracy	+/-1%	
Maximum Unbalance Load	25%	
Total Harmonic Distortion (THD)	<2% @ 0% Load	
Telephone Influence Factor (TIF)	<50	
Motor Starting Capability	480V	600V
SKVA @ 20% Voltage Dip	21	N/A
SKVA @ 25% Voltage Dip	28	N/A
SKVA @ 30% Voltage Dip	36	N/A
SKVA @ 35% Voltage Dip	45	N/A

Power Connections	
Main Circuit Breaker Rating	70 A
Overcurrent Trip Setpoint (240V-1Ø)	70 A
Overcurrent Trip Setpoint (208V-3Ø & 240V-3Ø)	68 A
Overcurrent Trip Setpoint (240V-3Ø Delta)	N/A
Overcurrent Trip Setpoint (480V-3Ø)	33 A
Overcurrent Trip Setpoint (600V-3Ø)	N/A
20A—125V GFCI Duplex (NEMA 5-20R) Receptacles	2
50A—125/250V Temp Power (CS6369) Receptacles	2
400A-600V Camlock Connectors (Optional)	1 Set
Terminal Board Maximum Cable Size (Bare Wire)	AWG 6—350MCM
Terminal Board Maximum Cable Lug Size	7/16 in (11 mm)



NEMA 5-20R Receptacle



CS6369 Receptacle

G25WDO-3A-T4F | Diesel Rental Generator

Running Gear	To 49CFR571 requirements	
Gross Vehicle Weight Rating (GVWR)	3376 lb	1531 kg
Gross Axle Weight Rating (GAWR)	5080 lb	2304 kg
Configuration	Single Axle	
Suspension	Torsion	
Standard Brake System Configuration	Electric	
Optional Brake System Configuration	Hydraulic Surge	
Tires	ST225/75D15, Bias Ply	
Wheels	15" × 6", 6 lug on 5.5" bolt circle	
Track Width	61.7 in	1568 mm
Lighting and Reflectors	Meets Federal/Canada Motor Vehicle Safety Standard 571.108	
Electrical Connection to Towing Vehicle	7-Pole Round "RV" Blade Connector	
Standard Trailer Coupling	3" (78 mm) Pintle Eye	
Optional Trailer Coupling	2-Inch Ball Coupler or 2-5/16-Inch Ball Coupler	
Hitch Height	5-Position Adjustment 20 in—28 in	
Safety Chains	2 × 5/16" with slip hooks and safety latches	
Jack Stand Configuration	Trunnion Mount, 5000 lb Capacity	

Package Data	With Running Gear		Skidmount	
Length (A)	130.5 in	3315 mm	88.7 in	2252 mm
Width (B)	72.8 in	1850 mm	38 in	965 mm
Height (C)	76.6 in	1946 mm	58 in	1474 mm
Weight (Shipping)	2810 lb	1275 kg	2510 lb	1138 kg
Weight (Ready to Run)	3140 lb	1424 kg	2840 lb	1288 kg
Sound Level @ 23ft (7m), 100% Load	63 dB(A)			

