



EPA Certified / Stationary Emergency

OUTPUT POWER OPTIONS					Natural Gas				LP Vapor		sKVA
					125°C STANDBY		105°C CONTINUOUS		125°C STANDBY		
Make	Voltage	Alternator	Phase	Hertz	kW/kVA	Amps	kW/kVA	Amps	kW/kVA	Amps	30% Voltage Dip
Marathon	600	433PSL6248	3	60	350/438	421	300/375	361	240/300	289	1380
	277/480	433CSL6216	3	60	350/438	527	300/375	452	240/300	361	1424
	120/208	433CSL6216	3	60	350/438	1216	300/375	1042	240/300	834	1069
	120/240	433CSL6216	3	60	350/438	1054	300/375	903	240/300	723	1069
	120/240	433CSL6216	1	60	241/241	1004	220/220	917	240/240	1000	430
Marathon	277/480	433CSL6220	3	60	355/444	534	310/388	467	255/319	384	1469
	120/208	433CSL6220	3	60	355/444	1233	310/388	1077	255/319	886	1103
	120/240	433CSL6220	3	60	355/444	1069	310/388	933	255/319	768	1103
	120/240	433CSL6220	1	60	241/241	1004	220/220	917	240/240	1000	430
Stamford	600	HCI434F17	3	60	350/438	421	300/375	361	240/300	289	1250
	277/480	HCI434F311	3	60	350/438	527	300/375	452	240/300	361	1265
	120/208	HCI434F311	3	60	350/438	1216	300/375	1042	240/300	834	980
	120/240	HCI434F311	3	60	350/438	1054	300/375	903	240/300	723	980
	120/240	HCI434F311	1	60	230/230	958	210/210	875	230/230	958	670



Engine Data

Manufacturer	Doosan	
Model	18.3L	
Aspiration	Turbocharged, Air Cooled	
Arrangement	V-Type, 4-Cycle	
Firing Order	1-6-5-10-2-7-3-8-4-9	
Displacement: L (in. ³)	18.3 (1115)	
Bore: mm (in.)	128 (5.04)	
Stroke: mm (in.)	142 (5.59)	
Compression Ratio	10.5:1	
BMEP: psi (kPa)	Natural Gas	212.0 (1461.7)
	LP Vapor	157.0 (1082.5)
Gross Horsepower: Natural Gas	536	
	LP Vapor	398
Rated RPM	1800	
Governor	Isochronous	
Speed Regulation	±0.5%	

Engine Liquid Capacity

Oil system: qt. (L)	33.25 (31.47)
Cooling System Capacity: gal (L)	63.5 (289)

Engine Electrical

Electric Volts: DC	24
Cold Cracking Amps	2200
Battery(s) Required	2

Fuel System

Fuel Type	Natural Gas, LP Vapor or Dual Fuel	
Fuel Supply Inlet:		
	Natural Gas	3" NPT
	LP Vapor	3" NPT
Fuel Supply Pressure: in. H ₂ O (kPa)		
	Natural Gas	7-11 (1.74-2.74)
	LP Vapor	7-11 (1.74-2.74)

Filters and Quantity

Air Cleaner Quantity	1
Oil Filter(s) Quantity	1

Air Requirements

Air Filter(s) Type	Dry
Air Flow: CFM (m ³ /min)	36,000 (1019)
Max Air Intake Restriction: in. H ₂ O (kPa)	
Clean	5.00 (1.24)
Dirty	15.00 (3.74)
Combustion Air: CFM (m ³ /min)	664 (19.4)

Exhaust System

Gas Flow: CFM (m ³ /min)	2366.0 (66.9)
Max Exhaust Back Pressure: in. H ₂ O (kPa)	40.9 (10.2)

Sound Level

Open Unit: dBA 3.2 ft (1M)	93.3
----------------------------	------

Cooling System

Heat Rejection per CAC: kW (BTUM)	18.1 (1030.0)
Heat Rejection to Coolant: kW (BTUM)	366 (20,784)
Coolant Flow: gal/min (L/min)	174 (660)

Fuel Consumption Natural Gas - 130°C

At 100% of Power Rating: CFH (m ³ /hr)	3984 (112.9)
At 75% of Power Rating: CFH (m ³ /hr)	3053 (86.5)
At 50% of Power Rating: CFH (m ³ /hr)	2109 (59.8)
At 25% of Power Rating: CFH (m ³ /hr)	1253 (35.5)

Fuel Consumption Natural Gas - 105°C

At 100% of Power Rating: CFH (m ³ /hr)	3635 (102.9)
At 75% of Power Rating: CFH (m ³ /hr)	2784 (78.8)
At 50% of Power Rating: CFH (m ³ /hr)	1949 (55.2)
At 25% of Power Rating: CFH (m ³ /hr)	1182 (33.5)

Fuel Consumption LP Vapor - 130°C

At 100% of Power Rating: CFH (m ³ /hr)	1289 (36.5)
At 75% of Power Rating: CFH (m ³ /hr)	979 (27.7)
At 50% of Power Rating: CFH (m ³ /hr)	701 (19.9)
At 25% of Power Rating: CFH (m ³ /hr)	446 (12.6)

GENERAL GUIDELINES FOR DERATION: Altitude: Derate 0.5% per 100m (328 ft.) Elevation above 1000m (3279 ft.) Temperature: Derate 1.0% per 10°C (18°F) temperature above 25°C (77°F)

RATINGS: All three-phase units are rated at 0.8 power factor. All single-phase units are rated at 1.0 power factor.

125° RATINGS: 125° apply to installations served by a reliable utility source. The standby rating is applicable to varying loads for the duration of a power outage. There is no overload capability for this rating. Ratings are in accordance with ISO-3046/1, BS 5514, AS 2789, and DIN 6271.

105° RATINGS: 105° ratings apply to installations where utility power is unavailable or unreliable. At varying load the number of generator set operating hours is unlimited. A 10% overload capacity is available for one hour in twelve. Ratings are in accordance with ISO-8528/1, overload power in accordance with ISO-3046/1, BS5514, AS2789, and DIN 6271. For limited running time and base load ratings consult the factory. The generator set manufacturer reserves the right to change the design or specifications without notice and without any obligation or liability whatsoever.

Alternator Data

Manufacturer	Marathon
Type	PMG
Insulation NEMA Rise/Temp	NEMA H/125°C
Hertz	60
Phase	3
RPM	1800
Leads	12
Amortisseur Windings	Full
CFM Cooling Required	880
Voltage Regulator	PM500
Sensing	Three Phase
Voltage Regulation, No Load - Full Load	0.5%

Optional 0.25% Regulation DVR2000E+ Available

Features

- NEMA MG1-32, BS5000, and IEC 34-1 compliant; CE & CSA Certified and UL Listed
- Self-ventilated and drip proof construction
- Two-thirds pitch stator and skewed rotor
- Wet wound, epoxied field windings
- Designed to withstand overspeeds of up to 125%
- Hybrid analog/digital voltage regulator
- Under frequency protection
- Under frequency indication light
- Less than one cycle response time
- Over excitation protection
- Over excitation indication light
- Easy access front-panel adjustments
- Over voltage protection shutdown
- Analog input for paralleling

Alternator Data

Manufacturer	Stamford
Type	PMG
Insulation NEMA Rise/Temp	NEMA H/125°C
Hertz	60
Phase	3
RPM	1800
Leads	12
Amortisseur Windings	Full
CFM Cooling Required	2100
Voltage Regulator	MX341
Sensing	Single Phase
Voltage Regulation, No Load - Full Load	1.0%

Features

- BS EN 60034, BS5000, VDE 0530, NEMA MG1-32, IEC34, CSA C22.2-100, and AS1359 complaint
- IP23 enclosure
- Dynamically balanced to exceed BS6861:Part 1 Grade 2.5 vibration standard
- Quality assurance to BS EN ISO 9001
- Self-ventilated and drip proof construction
- Two-thirds pitch stator and skewed rotor
- Heavy duty bearings
- Fully guarded
- Overexcitation protection
- Under frequency protection
- Analog input
- Overvoltage protection
- Paralleling compatible
- Single-phase sensing



DGC2020 Digital Controller

- Integrated engine-genset control, protection, and metering
- Microprocessor allows for exact measurement, setpoint adjustment, and timing functions
- Front panel 3 position controls and indicators enable quick and simple operation
- Emergency stop push button and an Alarm Horn with silence button
- A wide temperature-range liquid crystal display (LCD) with backlighting
- SAE J1939 Engine ECU communications
- Remote RS-485 communications for Optional RDP-110 Remote Annunciator
- 4 programmable contact inputs and 10 contact outputs (2 ADC rated)
- Modbus Communications with RS-485, Battery Backup for Real Time Clock, UL recognized, CSA certified, CE approved, HALT (Highly Accelerated Life Tests) tested
- IP 54 Front Panel rating with integrated gasket and NFPA 110 Level 1 Compatible.
- Manual Override Keyswitch



Analog Controller with Emergency Bypass Key Switch

- Automatic CANBUS Engine Control
- Oil Pressure, Water Temperature, Battery Voltage and RPM Gauges
- Automatic Gauge Zeroing on Shutdown
- AC Voltage, Frequency, Percent of Load, and Run-Time Metering
- 3-Position Auto-Off-Manual Control Switch
- LED Status Lights: Low Oil Pressure, High Temperature, Overcrank, Overspeed, & Engine Start



Standard Features:

Warranty

2 Year Standard
5 Year Comprehensive

- Heavy Duty Steel Base
- Vibration Isolators
- Oil Drain Valve with Extension
- Battery Rack & Cables
- High Ambient Unit Mounted Radiator
- Battery Charging Alternator
- Factory Powder Coating
- Factory Test
- Owner's Manual

Controller Options

DGC-2020HD Controller
Fiber Optic Ethernet (DGC-2020HD)
RS-232 Port & Generator Protection (DGC-2020)
Flush or Surface Mount Remote Annunciator
Remote Mount Break Glass E-Stop Switch

Miscellaneous Options:

- Battery Charger
- Coolant Drain Kit
- Block Heater
- Line Circuit Breaker
- Pad Type Battery Heater
- Battery Heater Blanket w/Thermostat
- Oil Pan Heater
- Generator Strip Heater

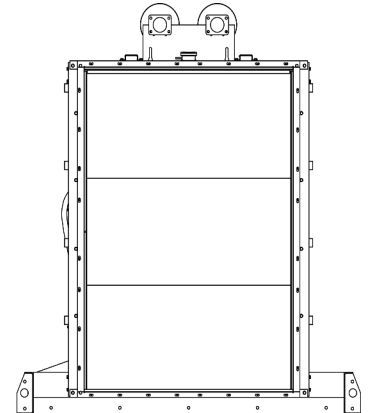
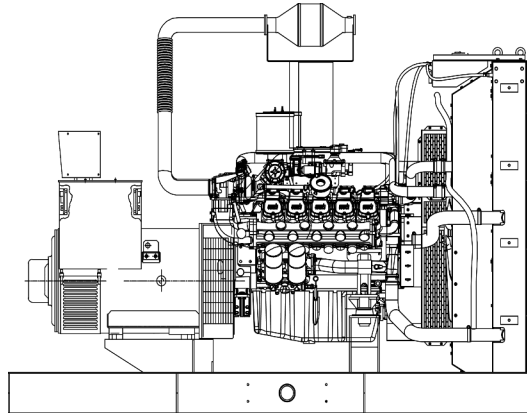
Narrow Skid Base Open Unit

Options:

- Radiator Duct Flange
- Flex Exhaust
- Critical Silencer
- Wide Skid Base

OVERALL SIZE: 140"L x 90"W x 95"H
 Approximate Weight: 9,900 lbs.

Note: Dimensions and weights reflect standard open unit with no options and are subject to change.



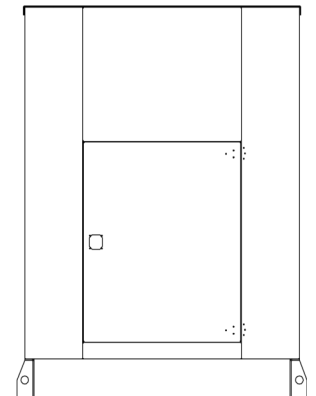
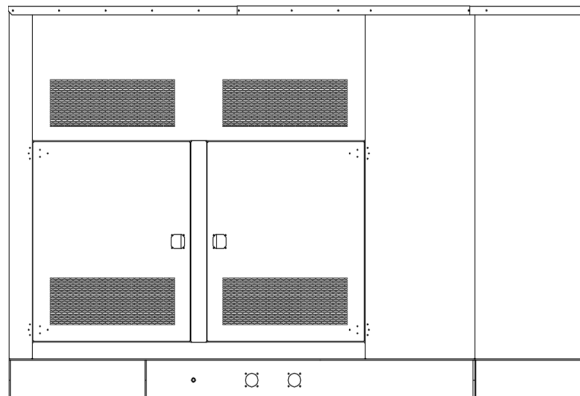
Standard Enclosed Unit

Options:

- Sound Attenuated Enclosure
- Load Center, Lights & GFI Receptacle

OVERALL SIZE: 186"L x 90"W x 106"H
 Approximate Weight: 12,800 lbs.

Note: Dimensions and weights reflect standard enclosed unit with no options and are subject to change.



Note: The above drawings are provided for reference only and should not be used for planning installation. Contact your local distributor for more information.